

Summary of Environmental Performance at Harvard

Greenhouse Gas Emissions from Harvard University by Location: FY2008**

	Total Emissions (MTCDE) ⁽¹⁾	MTCDE/ 1000 sq. ft.	% Change Total Emissions (MTCDE) FY06-08
Arts and Sciences	102,956	10.5	1.6%
Business	19,525	12.6	-12.9%
Design	1,794	10.0	-2.9%
Divinity	1,153	6.0	-16.3%
Education	2,111	9.0	6.2%
Government	2,454	9.3	-7.3%
Law	7,720	6.5	-11.7%
Radcliffe	1,978	7.0	5.1%
Public Health	13,626	18.6	-14.2%
Medical School (Including Dental School)	65,471	24.7	0.1%
HRES/UOS/Others ⁽²⁾	66,381	8.2	-2.8%
TOTAL - North America Campus only	285,167	10.7	-2.3%

The 2008 Harvard University Greenhouse Gas Inventory Report represents significant changes in the methodology being followed and the extent of the University represented by the Inventory. As a result, we have restated our 2006 Baseline Year data, as this represents the basis for the University's 30% reduction goal.

This inventory, with the revised baseline, truly represents the full breadth of the University's GHG footprint in North America. The inventory covers more than 26 million square feet of space and reports on all of the critical Kyoto protocol gases from both direct (Scope 1) and indirect (Scope 2) sources.

The data at the left indicates a 2.3% decline in Harvard's overall GHG Emissions since Fiscal Year 2006. Harvard has experienced significant growth in its portfolio over this same period and a 3.6% increase in its energy use.

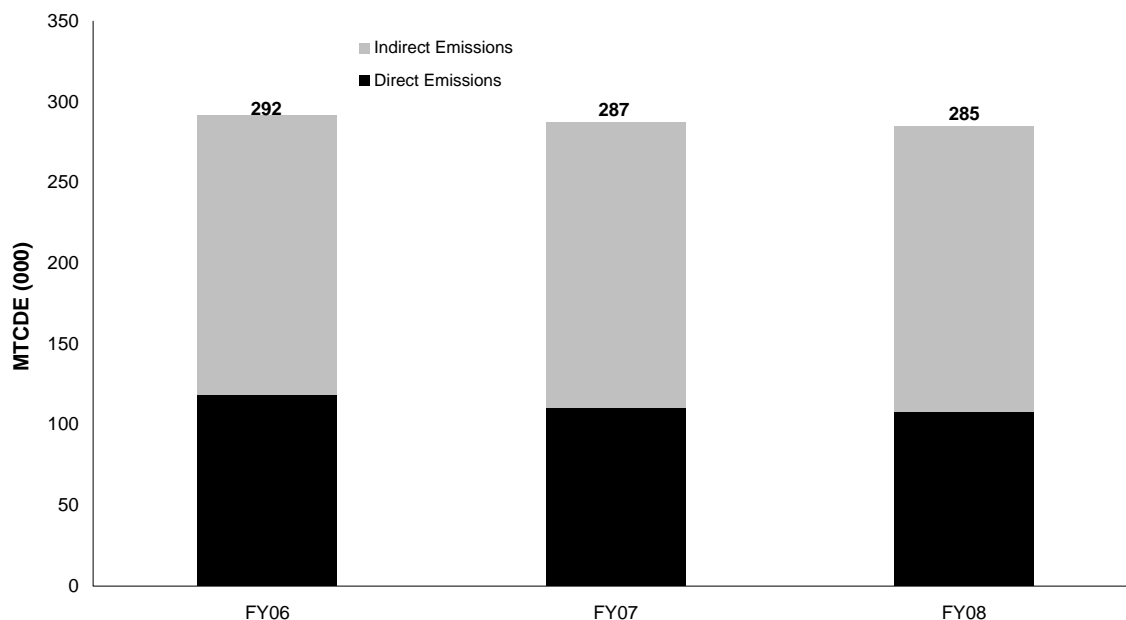
The two types of emissions represented in the graph below are:
Direct Emissions - Sources owned by the institution
Indirect Emissions - Purchased energy (Chilled Water, Steam, and Electricity)

Adjustments to these emissions associated with Harvard's use of biofuels, biomass, Carbon uptake associated with the 3,500 acre Harvard Forest and Renewable Energy Certificates have not been made.

Additional GHG Inventory Reporting information can be found at www.green.harvard.edu/reporting.

Harvard University Greenhouse Gas Emissions: FY2006 - FY2008 ⁽³⁾

Expressed in thousands of MTCDE



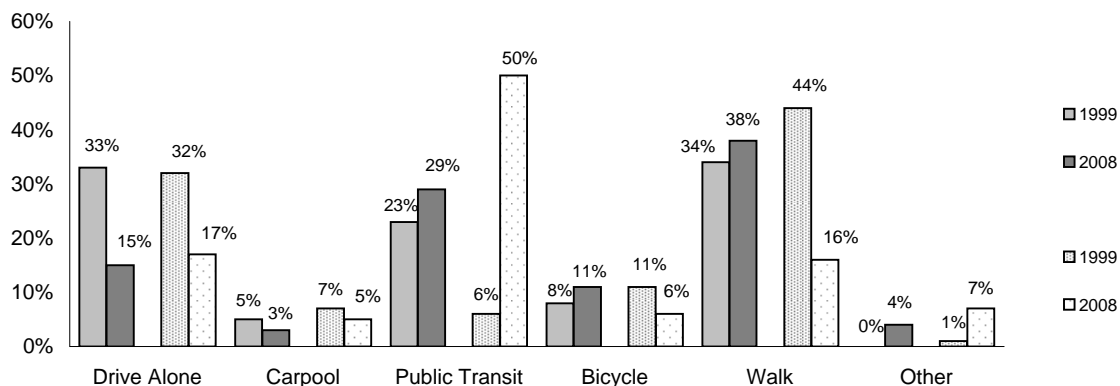
(1) MTCDE: Metric Tons of Carbon Dioxide Equivalent

(2) HRES refers to Harvard Real Estate Services and UOS refers to University Operations Services.

(3) Emission from 2006, 2007 and 2008 have been restated based on the new methodology being followed. All North America Campuses are included.

SOURCE: HARVARD OFFICE FOR SUSTAINABILITY AND ENVIRONMENTAL HEALTH AND SAFETY

Commute Trends: FY1999-FY2008



Cambridge Commute Type data is from UOS, Transportation Services Department.
 Longwood Commute Data is from the Harvard Medical School Parking Office.

Green Campus Loan Fund: FY2003 - FY2008

The Green Campus Loan Fund is a revolving \$12 million fund that provides capital for high performance campus design, operations, maintenance and occupant behavior projects. Project eligibility guidelines state that projects must reduce the University's environmental impacts and meet specific payback requirements. Additional information can be found at green.harvard.edu/loan-fund.

Annual Green Campus Loan Fund Estimated Performance for FY08 Approved Projects

Environmental

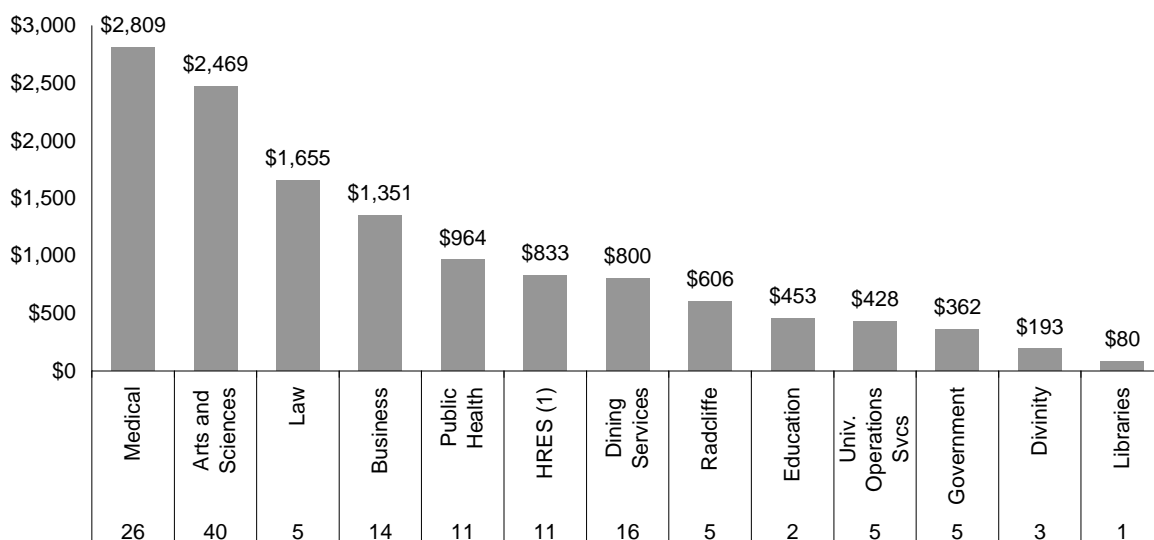
GHG Savings (MTCDE) (FY08)	6,340
Estimated Water Savings (gallons) (FY08)	210,152
Estimated Waste Recycled (lbs) (FY08)	0

Financial

Estimated Annual \$ Savings from FY08 Approved Projects	\$691,154
Estimated Average Return on Investment (ROI) for FY08 Approved Projects	26%
Estimated \$ Amount Promised for FY08 Approved Projects	\$4,204,327

Total Amount Loaned per Faculty: FY2003 - FY2008*

Expressed in thousands of dollars



* Total amount loaned FY2002 - FY2008 is \$14,659,164.

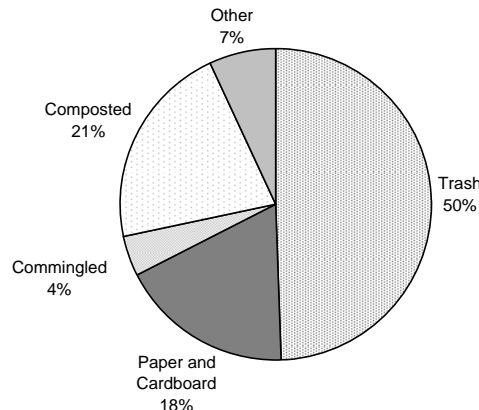
(1) HRES refers to Harvard Real Estate Services.

SOURCE: HARVARD OFFICE FOR SUSTAINABILITY

Waste and Recycling: FY2008

	Recycling Rate	Trash (in tons)	% Change Trash FY07-08
Arts and Sciences	49%	3,583	-26%
Business	52%	516	-11%
Design	66%	77	-27%
Divinity	55%	30	-65%
Education	64%	43	-42%
Government	45%	168	-33%
Law	44%	414	-33%
Radcliffe	53%	103	-35%
Medical	47%	1,158	-10%
Public Health & Dental	50%	334	-18%
HRES ⁽¹⁾	45%	1,243	n/a
Libraries	77%	62	-26%
Museums	40%	73	-35%
Other: UOS, UIS, HU Press	52%	175	80%
TOTAL	50%	7,980	-18%

Harvard University Refuse: FY2008

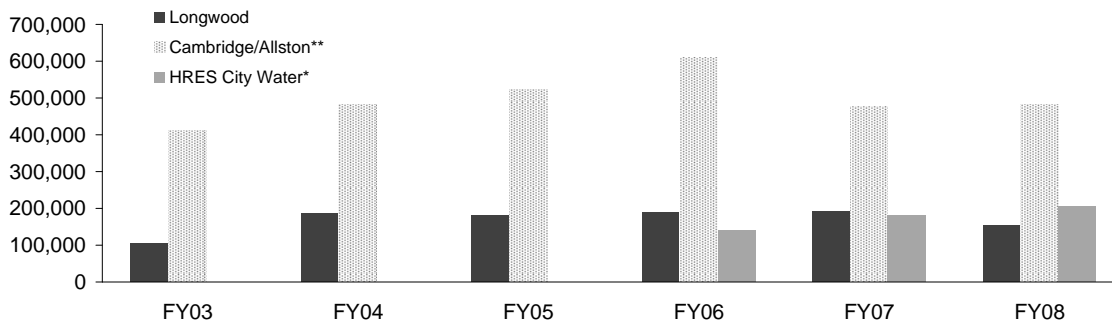


Solid Waste and Recycling data for Cambridge and Allston was reported by UOS, Solid Waste and Recycling Department. Solid Waste and Recycling data for the Longwood campus was reported by the HMS and HSPH Operations Departments.

Water Use in Cubic Feet (CCF): FY2008

		Per 1,000 Sq Ft	% Change FY07-08
Arts and Sciences	242,527	26	-1%
Business	57,876	39	24%
Design	1,574	9	-26%
Divinity	3,505	19	-13%
Education	4,628	22	-5%
Government	7,921	29	-40%
Law	25,212	29	5%
Radcliffe	9,482	34	n/a
Medical	153,317	61	-9%
Dental ⁽³⁾	n/a	n/a	n/a
Public Health ⁽³⁾	n/a	n/a	n/a
HRES	205,812	39	13%
TOTAL	842,151		

Total Water Use at Harvard FY2003-FY2008



Cambridge & Allston data is from the University Operations Services Utility Reports. Harvard Medical School and Dental School data is reported by HMS Facilities Operations. Harvard School of Public Health data is reported by HSPH Facilities Operations.

* HRES city water data is not available prior to FY06.

** FY07 & FY08 Cambridge/Allston Data includes Radcliffe City Water

(1) HRES refers to Harvard Real Estate Services.

(2) UOS refers to University Operations Services.

(3) Dental and Public Health data was not available at the time of publication.

SOURCE: HARVARD OFFICE FOR SUSTAINABILITY AND UNIVERSITY OPERATIONS SERVICES

Leadership in Energy and Environmental Design (LEED) Projects as of FY2008

LEED is a rating system for green buildings and provides a nationally accepted third-party verification that a building project meets the highest performance standards.

LEED Certified: The project has been third-party certified to meet the US Green Building Council LEED Standards.

LEED Registered: The project has registered for LEED Certification, but is not yet verified.

As of June 2008, Harvard has 17 projects certified and 20 projects registered. Visit the OFS website for an up to date list of LEED projects at Harvard: <http://green.harvard.edu/theresource/>.

Registered LEED Projects

Project Name	Building Type	Gross Sq Footage
Arts and Sciences		
High Performance Research	IT	21,609
Littauer Fine Arts Library	Library	25,000
Moorcroft Office (24 Oxford)	Office	5,370
Schreiber Lab	Laboratory	1,700
Zhuang Lab	Laboratory	3,950
Concord Field Station	Labs/Office	3,300
Gordon Track: Lockrm/Off	Lockerrm/Office	3,300
Murr Tennis Center: Lockrm/Off	Lockerrm/Office	1,850
Allston		
First Science Center	Labs/Office	1,000,000
Arnold Arboretum		
Weld Hill	Labs/Office	45,000
Business		
McCulloch Hall	Housing	35,127
Class of '59 Mem Chapel	Chapel	5,900
Divinity		
Rockefeller Hall	Mixed use	26,715
Education		
Larsen Hall	Classroom	1,974
Longfellow Hall	Classroom	12,000
Law		
Northwest Corner	Classrm/Office	525,461
Medical School		
641 Huntington Street	Labs	26,280
Public Health		
22 Plympton Street	Office	2,400
Radcliffe		
Byerly Hall	Office	42,732
HUECU ⁽¹⁾		
Credit Union	Office	6,826

Certified LEED Projects

Project Name	Building Type	Level	Gross Sq Footage
American Repertory Theatre			
Two Arrow Street	Theater/Office	Certified	36,080
Business			
Gallatin Hall	Housing	Gold	100,000
Hamilton Hall	Housing	Gold	48,000
Wyss Hall	Office	Gold	5,000
Aldrich Hall	Classroom	Silver	114,414
McCollum Hall	Classroom	Gold	7,940
Dining Services			
Mather Dunster	Kitchen/ Servery	Silver	15,870
Harvard Real Estate Services/University Information Systems			
60 Oxford Street	IT	Certified	93,923
Harvard Real Estate Services			
One Western Avenue	Housing	Silver	229,000
5 Cowperthwaite Street	Housing	Gold	208,343
10 Akron Street	Housing	Gold	180,000
Library			
90 Mount Auburn Street	Library	Gold	30,405
Law			
Griswald	Office	Platinum	1,655
125 Mt. Auburn, 2nd Fl.	Office	Silver	5,620
Public Health			
Landmark Center	Office	Certified	42,000
Radcliffe			
Schlesinger Library	Library	Certified	24,000
University Operations Services			
Blackstone South	Office	Platinum	40,000

(1) HUECU refers to the Harvard University Employees Credit Union.